


## High Purity BioPharm Fittings

## 90° Weld Elbows - T2S

Size	Dimension A	PL finish - SF1 Part #	PM finish - SF4 Part #
1/2"	3.00"	<b>T2S-050PL</b>	<b>T2S-050PM</b>
3/4"	3.00"	<b>T2S-075PL</b>	<b>T2S-075PM</b>
1"	3.00"	<b>T2S-100PL</b>	<b>T2S-100PM</b>
1 1/2"	3.75"	<b>T2S-150PL</b>	<b>T2S-150PM</b>
2"	4.75"	<b>T2S-200PL</b>	<b>T2S-200PM</b>
2 1/2"	5.50"	<b>T2S-250PL</b>	<b>T2S-250PM</b>
3"	6.25"	<b>T2S-300PL</b>	<b>T2S-300PM</b>
4"	8.00"	<b>T2S-400PL</b>	<b>T2S-400PM</b>




BPE Table DT-4.1.1-1

Sanitary  
Fittings

## 90° Clamp x Weld Elbows - T2CM


Size	Dimensions		PL finish - SF1 Part #	PM finish - SF4 Part #
	A	B		
1/2"	3.00"	1.625"	<b>T2CM-050PL</b>	<b>T2CM-050PM</b>
3/4"	3.00"	1.625"	<b>T2CM-075PL</b>	<b>T2CM-075PM</b>
1"	3.00"	2.000"	<b>T2CM-100PL</b>	<b>T2CM-100PM</b>
1 1/2"	3.75"	2.750"	<b>T2CM-150PL</b>	<b>T2CM-150PM</b>
2"	4.75"	3.500"	<b>T2CM-200PL</b>	<b>T2CM-200PM</b>
2 1/2"	5.50"	4.250"	<b>T2CM-250PL</b>	<b>T2CM-250PM</b>
3"	6.25"	5.000"	<b>T2CM-300PL</b>	<b>T2CM-300PM</b>
4"	8.00"	6.625"	<b>T2CM-400PL</b>	<b>T2CM-400PM</b>



BPE Table DT-4.1.1-2

## 90° Clamp x Clamp Elbows - T2CMP

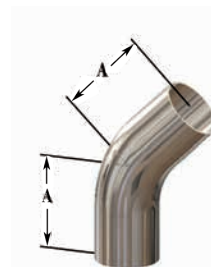
Size	Dimension A	PL finish - SF1 Part #	PM finish - SF4 Part #
1/2"	1.625"	<b>T2CMP-050PL</b>	<b>T2CMP-050PM</b>
3/4"	1.625"	<b>T2CMP-075PL</b>	<b>T2CMP-075PM</b>
1"	2.000"	<b>T2CMP-100PL</b>	<b>T2CMP-100PM</b>
1 1/2"	2.750"	<b>T2CMP-150PL</b>	<b>T2CMP-150PM</b>
2"	3.500"	<b>T2CMP-200PL</b>	<b>T2CMP-200PM</b>
2 1/2"	4.250"	<b>T2CMP-250PL</b>	<b>T2CMP-250PM</b>
3"	5.000"	<b>T2CMP-300PL</b>	<b>T2CMP-300PM</b>
4"	6.625"	<b>T2CMP-400PL</b>	<b>T2CMP-400PM</b>



BPE Table DT-4.11.1-3

## 45° Weld Elbows - T2KS

Size	Dimension A	PL finish - SF1 Part #	PM finish - SF4 Part #
1/2"	2.250"	<b>T2KS-050PL</b>	<b>T2KS-050PM</b>
3/4"	2.250"	<b>T2KS-075PL</b>	<b>T2KS-075PM</b>
1"	2.250"	<b>T2KS-100PL</b>	<b>T2KS-100PM</b>
1 1/2"	2.500"	<b>T2KS-150PL</b>	<b>T2KS-150PM</b>
2"	3.000"	<b>T2KS-200PL</b>	<b>T2KS-200PM</b>
2 1/2"	3.375"	<b>T2KS-250PL</b>	<b>T2KS-250PM</b>
3"	3.625"	<b>T2KS-300PL</b>	<b>T2KS-300PM</b>
4"	4.500"	<b>T2KS-400PL</b>	<b>T2KS-400PM</b>



BPE Table DT-4.1.1-4

PL Finish – SF1  
OD = 32R<sub>a</sub> Mechanically Polished  
ID = 20R<sub>a</sub> Mechanically Polished

PM Finish – SF4  
OD = 32R<sub>a</sub> Mechanically Polished  
ID = 15R<sub>a</sub> Mechanically Polished and Electropolished